

# RapidChek® *Listeria monocytogenes* Quick Guide Food and Environmental Samples

## RapidChek® *Listeria monocytogenes* Test Kit, 10001435

Test Kit Includes:

- 50 test strips in desiccated canisters
- 50 transfer pipettes
- 50 sample tubes
- Package Insert

## RapidChek® *Listeria monocytogenes* High-Volume Package, 10001436

- 500 test strips in 10 desiccated canisters

## RapidChek® *Listeria* NextDay™ Media (500 g), 10001409

## RapidChek® *Listeria* NextDay™ Media (5 kg), 10001410

## RapidChek® *Listeria* Supplement (10 g), 10001363

## RapidChek® *Listeria* Supplement (100 g), 10001368

\*Supplement only required for certain matrices

Also Available:


- RapidChek® SELECT™ *Salmonella*
- RapidChek® SELECT™ *Salmonella* Enteritidis
- RapidChek® CONFIRM™ *Salmonella* Enteritidis IMS
- RapidChek® *Listeria*
- RapidChek® *Listeria* NextDay™
- RapidChek® *E. coli* O157 (including H7)
- RapidChek® CONFIRM™ non-O157 STEC IMS



RapidChek®. Simply Accurate.

# RapidChek® *Listeria monocytogenes* Quick Guide

## Food and Environmental Samples



### Media Preparation

Prepare RapidChek® *Listeria* NextDay™ media.


Sterilized or DI Water (Liters)	RapidChek® NextDay™ Media (Grams)	RapidChek® <i>Listeria</i> Supplement* (Grams)
30	1,386	15
15	693	7.5
6	277.2	3
3	138.6	1.5
1	46.2	0.5

\*Only required for certain matrices

### Media Preparation

Add dehydrated media to DI water and autoclave at 121 °C for 15 minutes. Just prior to use add supplement (if necessary).


**Shelf Life:** Four weeks at 2 – 8 °C or RT.



### Sample Enrichment

Add prepared RapidChek® *Listeria* NextDay™ Media to the environmental sponge, swab, or food sample. Incubate at 30 °C.

Sample Type	Volume of Media to add (mL)	Incubation Time (hours)
Environmental Sponge (7.5 x 4 cm)	60	44 – 48
Environmental Swab	10	44 – 48
25 g food sample	225	44 – 48



### Transfer

Transfer 0.4 mL of the enriched sample into a supplied tube.



### Test

Place strips into tubes with arrows facing down.



### Read Result

After 10 Minutes, Read Result.  
1 Line = Negative  
2 Lines = Positive